



2024 Flying Dutchman Class New Zealand National Championship

3-5 February 2024

The Organising Authority is Takapuna Boating club, 39 The Strand, Takapuna, Auckland

SUPPLEMENTARY SAILING INSTRUCTIONS (SSI)

This sheet and Addendum A are supplements to Appendix S of the Racing Rules of Sailing (page 146 RRS 2021-2024).

RULES

SSI 1 The area adjacent to Takapuna Beach is a prohibited anchoring area. This area is shown in Addendum D.

NOTICES TO COMPETITORS (SI 2)

SSI 2 The race office is located at the main deck, 39 the Strand, Takapuna, Auckland.
The official notice board is located at the main deck, 39 the Strand, Takapuna, Auckland.

SIGNALS MADE ASHORE (SI 4)

SSI 3 Signals ashore will be displayed on the flagstaff located at the south-east corner of the clubhouse.

SSI 4 When flag AP is displayed ashore, '1 minute' is replaced with 'not less than 30 minutes' in Race Signals AP.

SSI 5 [DP] Flag D with one sound means 'Boats shall not leave the shore until this signal is made. The warning signal will not be made before the scheduled time or less than 30minutes after flag D is displayed.'

SCHEDULE OF RACES AND CLASS FLAGS (SI 5 & 6)

Day/Date	Fleet/Class	Number of Races	Time of first warning signal	Class Flag
3 Feb 2024	Flying Dutchman	3	1150	Class Flag
4 Feb 2024	Flying Dutchman	3	1150	Class Flag
5 Feb 2024	Flying Dutchman	3	1150	Class Flag

SSI 6 On 5 February no warning signal will be made after 1500.

COURSES (SI 7)

SSI 7 The courses to be sailed, the order in which the marks are to be passed, and the side on which each mark is to be left are shown in Addenda A, B and C.

SSI 8 In the event that a gate mark is missing and has not been replaced with an object displaying flag M, the remaining mark shall be rounded to port.

MARKS (SI 8)

SSI 9 The description of the marks *is* below each course diagram.

THE START (SI 9)

SSI 10 When a starting sequence is in progress, boats whose warning signal has not been made shall avoid the starting area. The starting area is defined as the area 50 metres from the starting line and marks in all directions.

SSI 11 A boat starting later than four minutes after her starting signal will be scored Did Not Start without a hearing. This changes RRS A5.1 and 5.2.

TIME LIMITS (SI 12)

Fleet/Class	Target time for first finisher	Finish Window	Race time limit
Flying Dutchman	40 minutes	10 minutes	60 minutes

There is no prescribed time limit for the first boat to pass mark 1.

CHECK OUT AND CHECK IN

SSI 13 Boats shall comply with the following check out and check in procedure: All competitors shall sign on and off at the sailing office.

SUPPORT VESSELS

SSI 14 All official and support vessels shall always have an engine safety cut out switch (kill cord) attached to the driver while the engine is running, unless prior written exemption has been provided by the Organising Authority.

Addendum A

Course Illustration – Trapezoid with beat to finish - signal boat for start/finish

IW

Course: Inner Trapezoid with beat to finish

Signal	Mark Rounding Order
IW1	Start – 1 – 2 – 3p – 5 – Finish
IW2	Start – 1 – 4s/4p – 1 – 2 – 3p – 5 – Finish
IW3	Start – 1 – 4s/4p – 1 – 4s/4p – 1 – 2 – 3p – 5 – Finish
IW4	Start – 1 – 4s/4p – 1 – 4s/4p – 1 – 4s/4p – 1 – 2 – 3p – 5 – Finish

OW

Course: Outer Trapezoid with beat to finish

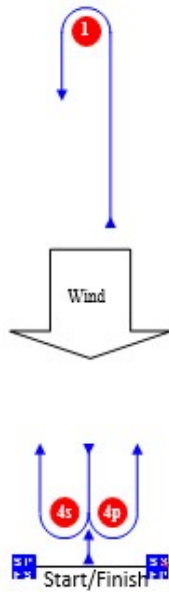
Signal	Mark Rounding Order
OW2	Start – 1 – 2 – 3s/3p – 2 – 3p – 5 – Finish
OW3	Start – 1 – 2 – 3s/3p – 2 – 3s/3p – 2 – 3p – 5 – Finish
OW4	Start – 1 – 2 – 3s/3p – 2 – 3s/3p – 2 – 3s/3p – 2 – 3p – 5 – Finish

Mark	Description
1 2	Large orange spherical mark
3s 3p	Orange cylindrical mark
4s 4p	Orange cylindrical mark
5	Orange cylindrical mark
S S	Starting mark starboard end
S P	Starting mark port end
F S	Finishing mark starboard end
F P	Finishing mark port end

Addendum B

Course Illustrations – Windward Leeward

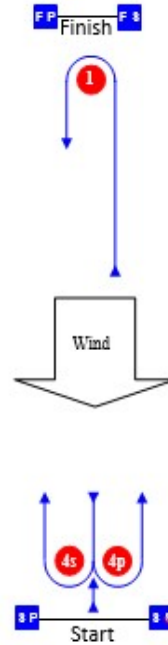
L



Course: Leeward finish

Signal	Mark Rounding Order
L2	Start – 1 – 4s/4p – 1 – Finish
L3	Start – 1 – 4s/4p – 1 – 4s/4p – 1 – Finish
L4	Start – 1 – 4s/4p – 1 – 4s/4p – 1 – 4s/4p – 1 – Finish

W



Course: Windward Finish

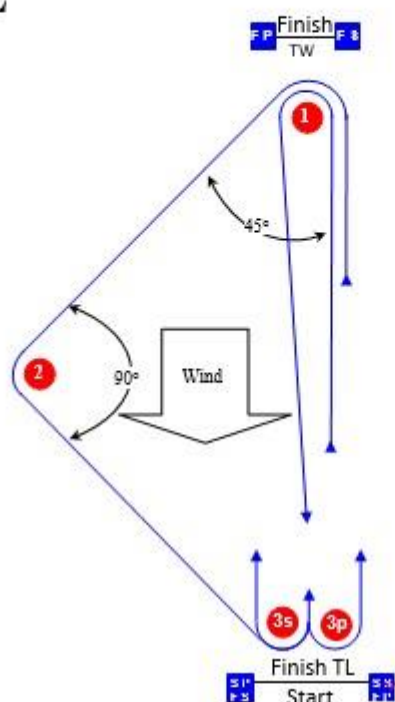
Signal	Mark Rounding Order
W2	Start – 1 – 4s/4p – Finish
W3	Start – 1 – 4s/4p – 1 – 4s/4p – Finish
W4	Start – 1 – 4s/4p – 1 – 4s/4p – 1 – 4s/4p – Finish

Mark	Description
1	Orange spherical buoy
4s 4p	Orange cylindrical buoy
S S Starting mark starboard end	Orange flag on a staff
S P Starting mark port end	Orange teardrop buoy
F S Finishing mark starboard end	Orange teardrop buoy
F P Finishing mark port end	Blue flag on a staff

Addendum C

Course Illustration – Triangular course

TW / TL



Course: Triangular Upwind Finish

Course: Triangular Downwind Finish

Signal	Mark Rounding Order	Signal	Mark Rounding Order
TW2	Start – 1 – 2 – 3s(port) – Finish	TL2	Start – 1 – 2 – 3s(port) – 1 – Finish
TW3	Start – 1 – 2 – 3s(port) – 1 – 3s/3p – Finish	TL3	Start – 1 – 2 – 3s(port) – 1 – 3s/3p – 1 – Finish
TW4	Start – 1 – 2 – 3s(port) – 1 – 3s/3p – 1 – 2 – 3s(port) – Finish	TL4	Start – 1 – 2 – 3s(port) – 1 – 3s/3p – 1 – 2 – 3s(port) – 1 – Finish

Mark	Description	
1	Orange Spherical Buoy	
2	Orange Spherical Buoy	
3s 3p	Orange cylindrical buoy	
SS	Starting mark starboard end	Orange flag on a staff
SP	Starting mark port end	Orange teardrop buoy
	TW	TL
FS	Finishing mark starboard end	Orange teardrop buoy
FP	Finishing mark port end	Blue flag on a staff

Addendum D

