



Yachting New Zealand Member Card - User Guide

Yachting New Zealand are pleased to provide access to a digital membership card for individuals who are current members of a Yachting New Zealand affiliated club. The membership card is accessible anytime, anywhere through our app and is one less card to carry around in your wallet. The card provides proof of your current membership with a Yachting New Zealand affiliated club and gives you access to some great offers through our partners. You can find more details about the partner benefits on the [Yachting New Zealand website](#) and app.

Individuals need to register on the app to access the YNZ member card. Some of the menu options and display will be different for iPhone and android users. Please refer to the relevant guide below for registering and logging into the app.

- [Android guide](#)
- [iPhone guide](#)

If you are experiencing any issues using the app or accessing your digital member card, please check the [FAQ's](#) for assistance.

If you do not own a smartphone, please contact the office directly, (09) 361 4020 angela@yachting.nz.org.nz.

Download the Yachting New Zealand app using the links below.





Android Phone How to login or register on the app

- 1) Open the app and click the i in the top right corner.
Select Login.



- 2) You will either need to select login or register based on the following;

- a. **If you have already created a login to the app**, enter your email and password in the fields provided and click Login.
If you have forgotten your password, click the "Forgot your password?" link to request a new password.

The app login is not linked to your Yachting NZ website account.

- b. **If you have not created a login yet.**

- i. Select Register

A new window will open for you to complete your personal details to set up an account on the app.

Remember to tap the button to confirm you accept the terms and condition.

Click Register

If you click the terms and conditions link it will open a new window for you to read them. Once read, click the



arrow at the top left corner to return to the previous page

ii. You will be emailed a verification code after you click register.

Enter the code in the field supplied.

3) Once you've completed your registration process, or logged in you will be redirected to the home page.

The i in the top right corner will give you access to;

- a. Your account. Where you can sign out, change your password and contact details.
- b. Settings. Where you can change notification settings and subscriptions.

Subscriptions are how we communicate to specific groups and how we send notifications at regattas. If you are attending a YNZ regatta we encourage you to subscribe here for notifications.

- c. Inbox. All notifications sent will appear here



4) Click Members in the bottom left corner

This is where you will find your YNZ member card/s

Any card linked to your email address will be shown here, this might include multiple clubs and multiple family members.

Use the 'Click here for your member benefits' button to see what current offers are available with your card.





5) Click on a member card partner for more details about the offer and to find any promotion codes required to redeem the offer.



Example only



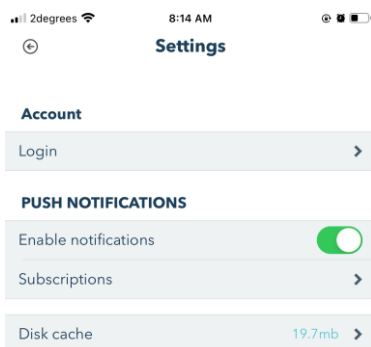
Example only

App Notifications

We will occasionally send notifications to members through the app. If you do not want to receive any notifications, you need to change the settings on your phone.

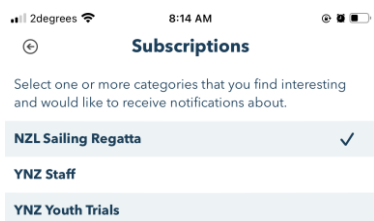
The majority of notifications are sent in relation to Yachting NZ regattas and you will need to subscribe in the app to receive these specific notifications.

1) Open the app and click the i in the top right corner. Select settings.

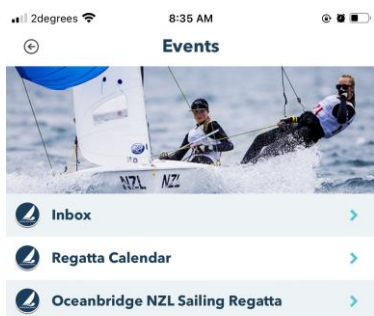


2) Ensure the Enable notifications has been turned on (it will be green as shown)

Select subscriptions



3) Tap the regatta you want to receive notifications about and a tick will appear indicating you are subscribed.



You will now receive any regatta specific notifications. These will appear on your phone like any other notification.

You can find all the notifications sent in the inbox under events.

iPhone

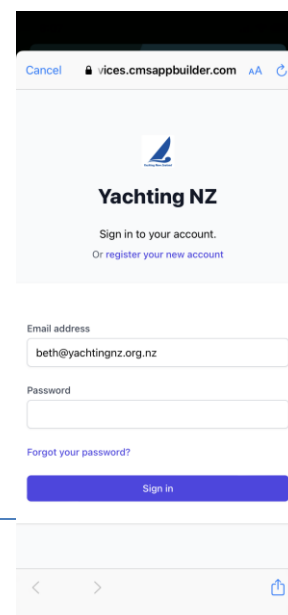

How to login or register on the app

- 1) Open the app and click the  in the top right corner. Select: **Sign in or Register**

- 2) You will either need to login or register based on the following;

- a. **If you have already created a login to the app**, enter your email and password in the fields provided and click **Sign in**. If you have forgotten your password, click the "Forgotten your password?" link to request a new password.

The app login is not linked to your Yachting NZ website account.





b. **If you have not created a login yet.**

i. Select: **Register your new account**

A new window will open for you to complete your personal details to set up an account on the app.

Remember to tap the box to accept the terms and conditions.

Click: **Sign up**

If you click the terms and conditions link it will open a new window for you to read them.

Cancel vices.cmsappbuilder.com AA

Register a new account

Already have an account? [Sign in](#)

Name

Email address

Phone (optional)

Password

Accept the Terms and Conditions

[Sign up](#)

ii. You will be emailed a verification code after you click **Sign up**.

Enter the code in the field supplied and click **Verify**

Verify your account


Almost there, please enter the three digit verification code from your email.

Verification Code

[Verify](#)

[Resend the verification code](#)

3) Once you've completed your registration process, or logged in you will be redirected to the home page.

- The  in the top right corner will give you access to;
- Your account. Where you can delete your account.





- 4) **Settings.** Found under the **MORE** option from the homepage. You can change notification settings and subscriptions here.

Subscriptions are how we communicate to specific groups and how we send notifications at regattas. If you are attending a YNZ regatta we encourage you to subscribe here for notifications.

- a. The Inbox can be found under **EVENTS**. All notifications sent will appear here.

- 5) To find your member card and offers

Click **Members** in the bottom left corner

This is where you will find your YNZ member card/s

Any card linked to your email address will be shown here, this might include multiple clubs and multiple family members.

Use the '**Click here for your member benefits**' button to see what current offers are available with your card.



- 6) Click on a member card partner for more details about the offer and to find any promotion codes required to redeem the offer.



Example only



Example only



App Notifications

We will occasionally send notifications to members through the app. If you do not want to receive any notifications, you need to change the settings on your phone.

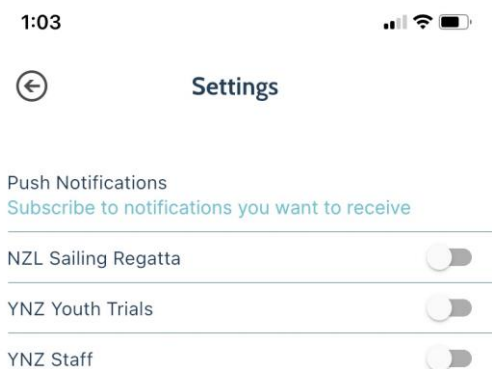
The majority of notifications are sent in relation to Yachting NZ regattas and you will need to subscribe in the app to receive these specific notifications.

1) Open the app and click **More** from the homepage.
Select settings.

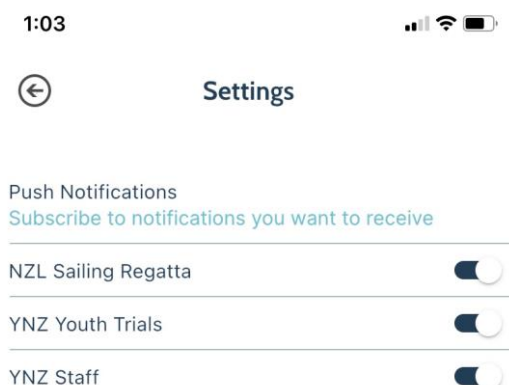
2) Tap the regatta you want to receive notifications for and the slider will change colour indicating you are subscribed.

You will now receive any regatta specific notifications. These will appear on your phone like any other notification.

You can find all the notifications sent in the inbox under events.



This display shows that notifications are off



This display shows that notifications are on